

# THE MIDNIGHT QUILT SHOW



THE MILKY WAY EPISODE

Brought to you by *Craftsy*



# MILKY WAY QUILT

Designed by Monique Dillard



## THE MIDNIGHT QUILT SHOW

Brought to you by *Craftsy*

## FEATURED IN THIS EPISODE



Milky Way Quilt Kit,  
Designed by  
Monique Dillard.  
Kit includes everything you  
need for your quilt top and  
binding, plus the pattern.



You can also purchase  
the pattern separately by  
searching "Milky Way Quilt  
Kit" on Craftsy.com and  
selecting it from the drop  
down menu.

## TIPS FOR SUCCESS

- 1. WATCH THE EPISODE!**  
See how Angela pieces and quilts these designs as she works her way through the quilt top. Go to [youtube.com/midnightquiltshow](https://youtube.com/midnightquiltshow) and search for Milky Way.
- 2. GET THE DIAGRAMS**  
See the next few pages for Angela's sketched quilting designs. These are a great starting point for quilting ideas-- whether you want to Turn In Early with something simpler, or stay Up All Night with more free-motion fun.
- 3. GET YOUR MACHINE READY**  
Prepare for quilting success by ensuring that your machine needle is sharp. Are you experiencing breakage of your top thread, or skipped stitches? Do you hear a quiet popping sound when your needles move through the fabric? These are all signs that your needle is dull and it's time for a change.

## SUBSCRIBE

Be sure to never miss an episode! Go to [youtube.com/midnightquiltshow](https://youtube.com/midnightquiltshow) and click "Subscribe" to get fresh episodes delivered to your inbox.

## #MIDNIGHTQUILTSHOW #FEELINGCRAFTSY

Join our Instagram community! Follow @CraftsyQuilts and @BeCraftsy for daily inspiration, then share your own projects to inspire your fellow makers. Use the hashtag #MidnightQuiltShow and #FeelingCraftsy so we can see what you've made (and re-share it, too)!



## QUESTIONS OR COMMENTS?




Get in touch with our Customer  
Support team at [CraftsyHelp.com](https://CraftsyHelp.com)  
**HAPPY MAKING!**

# Craftsy

CRAFTSY.COM

## TURN IN EARLY

### Quilting Diagram




Bright, bold fabrics are a great way to make a statement with your piecing. But they also mean that the quilting won't show up very much. Use this as an opportunity to practice a new free-motion quilting design. Don't have one in mind? Try the feather meander; it's fast, feminine and just perfect for this darling quilt.

Brought to you by **Craftsy**



# UP ALL NIGHT

## Quilting Diagram




I like to joke that if quilting is my therapy, then threads are my meds! When I want to add a custom look to the quilting, I almost always reach for a shiny thread. Shiny gold thread might seem like to much on most quilts, but with these beautiful floral prints it's just perfect! Elongated swirls are the perfect way to show off the quilting and the thread.

Brought to you by **Craftsy**

# UP ALL NIGHT

## Quilting Diagram



Brought to you by **Craftsy**